

Audiobook Listening Guide

from



Find us online at leeandlow.com • Open Book Blog leeandlow.com/blog • [f](#) [📷](#) [@leeandlow](#)

Audiobook Listening Guide from Lee & Low Books copyright © 2025 LEE & LOW BOOKS. All rights reserved. Permission is granted to share and adapt for personal and educational use.

For questions, comments, and/or more information, please contact us at educators@leeandlow.com.

Background art copyright © 2024 by Emily Mendoza from *A Sky that Sings*. Notebook art copyright © 2024 by Alessandra Narváez Varela from *Thirty Talks Weird Love*.

A Note For Teachers

Dear Educators,

We're thrilled to release this exclusive audiobook listening guide to pair alongside your instruction and facilitation of audiobooks in any setting. Audiobooks are beneficial in supporting students in their literacy development and also allow for parent–family literacy connections at home. These activities are intended for any audiobook for young people. This guide provides suggested activities that complement your existing resources or lesson plans. The graphic organizers and chapter notes that follow are designed to be flexible and adaptable to your teaching needs.

Visit us at <https://www.leeandlow.com/books/category/format/audiobook/> to view our expansive collection of audiobooks.

Please share any feedback on how to improve our support for educators. We hope you enjoy this resource.

Happy reading!

With gratitude,

Lee & Low Books



.....

KWL Chart: Before listening, jot down what you already know, what you wonder and then after listening, jot down what you learned from listening to this story.

Topic: _____

KNOW What I Think I Know	WONDER What I Wonder	LEARN What I Learned

.....

Finding the Theme: Analyze the theme as you listen to the story.

Book Title: _____

**Main Character in the
beginning of the story**

**Main character in the
middle of the story**

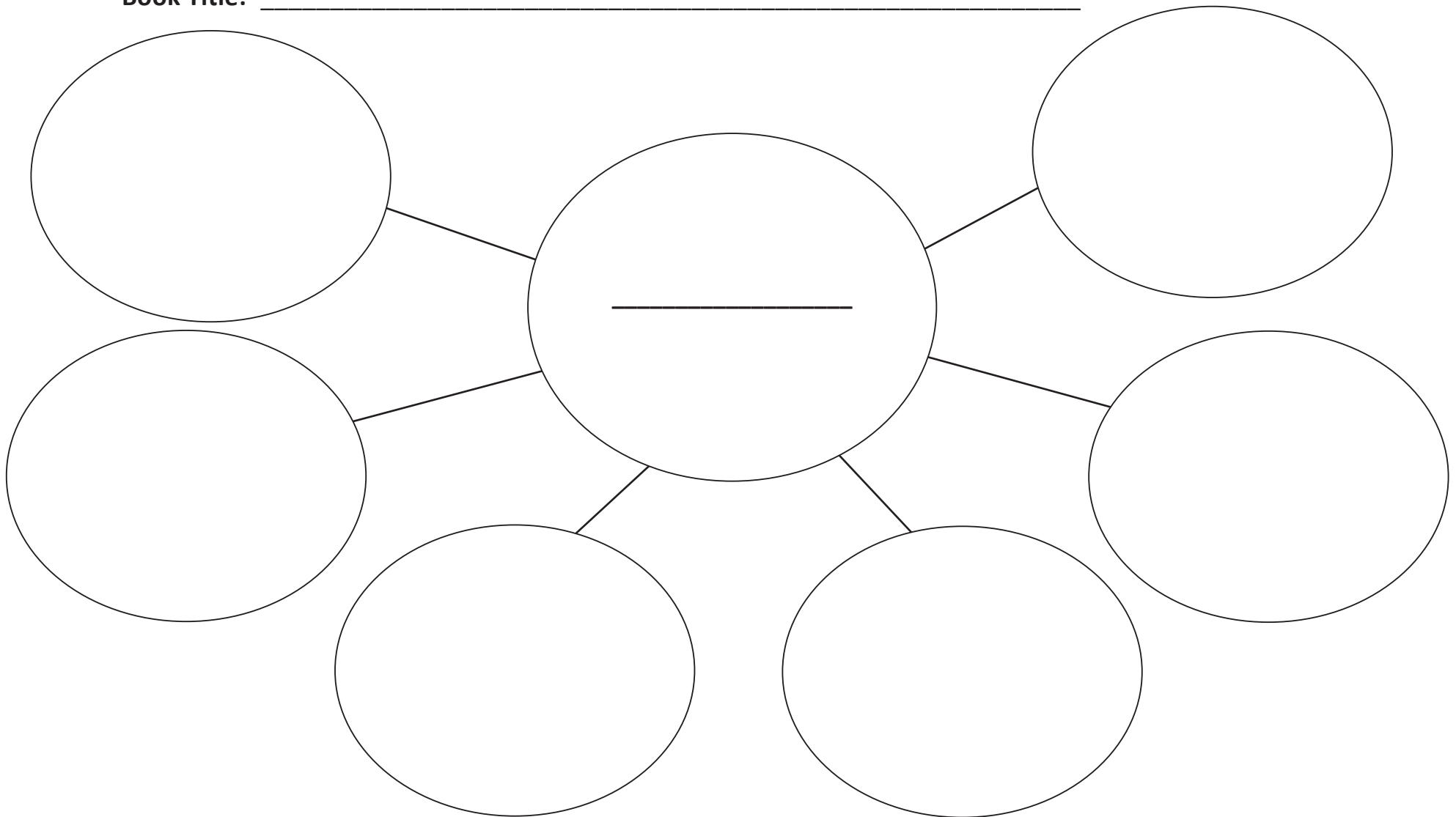
**Main character at the end
of the story**

**What is the theme?
What lesson did
the main character
learn?**

.....

Concept Map: Write down key details about the main topic, idea or theme.

Book Title: _____



.....

Story Map: While listening to the audiobook, take note of the following story elements and jot them down.

Setting	Characters
Theme	
Problem	Solution

.....

Vocabulary dictionary: Write down key words from the story that will help your understanding during listening.

Word	Draw it	Use word in a sentence
<div>Word</div> <div>:</div> <div>Definition</div>		
<div>Word</div> <div>:</div> <div></div>		
<div>Word</div> <div>:</div> <div></div>		
<div>Word</div> <div>:</div> <div></div>		

.....

Timeline: Create a timeline using key dates from the story.

Timeline Title: _____

The timeline template consists of a central horizontal arrow pointing to the right, divided into seven segments by small circles. Each segment is connected to a rounded rectangular box above it. Below the arrow, there are three large empty boxes for events. The first event box is connected to the first date box by a line. The labels 'Date' and 'Event' are placed to the left of their respective sections.

Date

Event

.....

Character Traits Organizer: While listening, jot down what trait(s) you hear about the main character(s). Support it with evidence from the story.

Character	Trait	Evidence

.....

Author Interview: Draft questions that you would like to ask the author.

An interview with: _____

Questions

?

?

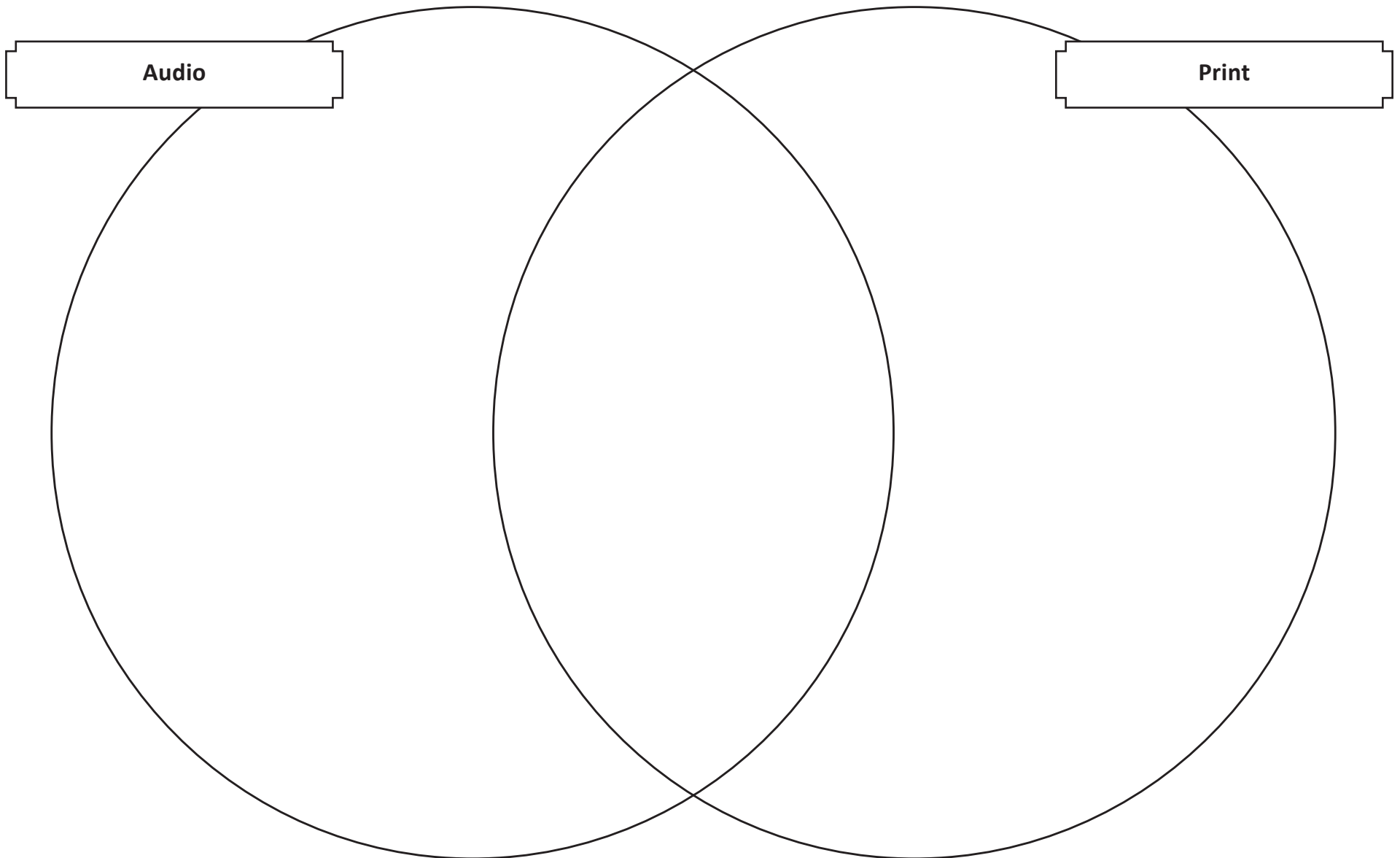
?

?

?

.....

Audio vs Print: Compare and contrast the different formats.



.....

Essay: Write an essay about a lesson the character learned.

.....

.....

.....

.....

.....

.....

.....

.....

.....

.....

.....

Letter Writing: Write a letter to the narrator or author describing what you learned from the book.

Dear

Date

.....

.....

.....

.....

.....

.....

.....

.....

Sincerely,

.....

.....

Quote unpacking: Reflect on a quote you resonated with the most from the story.



Quote:

Reflection or significance of quote:

Illustrate Quote:

.....

Book Review: After listening to the audiobook, write a book review. Share what the book is about, what you learned and your opinion of the book.

Title

Rating



Summary:

Lesson learned:

Your opinion:

.....

Narrator Review: After listening to the audiobook, write your reflection on what you learned about the narrator. Share your thoughts on the following questions.

Title

Narrator Rating




What was your initial reaction to narrator? Is it what you expected?

What was your overall impression of the narrator?

Would you keep or change the narrator?

.....

Draw it: Sketch a meaningful moment that you listened to in the story.



Chapter: _____

A blank two-page spread of a notebook. The notebook is open, showing two facing pages. Each page is ruled with horizontal lines. The pages are white, and the lines are a light gray or blue. The notebook has a dark cover visible around the edges. The central binding is visible, showing the stitching or staples. The pages are slightly aged or off-white. There is no writing or any other markings on the pages.

Venn Diagram

Title: _____

Label

Label

